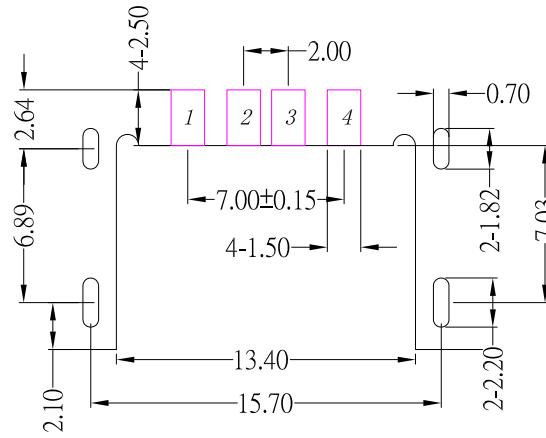
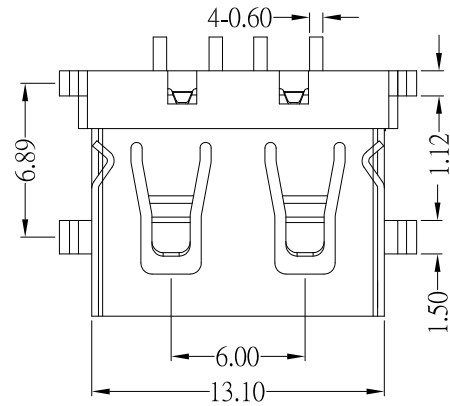


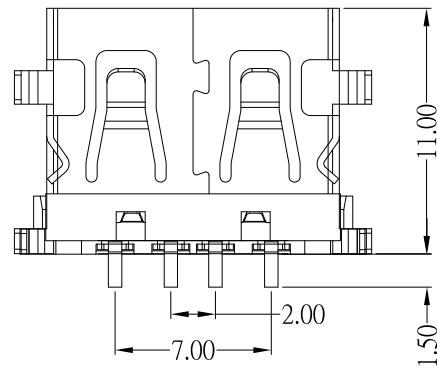
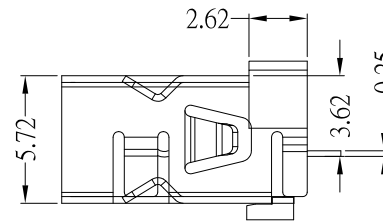
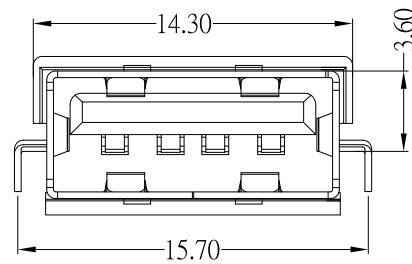


SUA-110E28-x-S236

Color :
 White : W
 Black : B



RECOMMENDED PCB LAYOUT



SPECIFICATIONS

Electrical:

- 1.Voltage Current Rating: 2.0 A, 30VDC
- 2.Contact Resistance: 30 mΩ Max
- 3.Insulation Resistance: 1,000 MΩ Min
- 4.Dielectric Withstanding Voltage: 500 V AC

Material:

- 1.Housing: Thermoplastic
- 2.Contact: Phosphor Bronze
- 3.Shell: Copper Alloy

Finish:

- 1.Contact: Plated Gold in Mating Area ;
Tin Plated on Solder Balls ;
Nickel under plated overall
- 2.Shell: Nickel under Plated surface layer



TOLERANCE UNLESS OTHERWISE STATED :
 Up to 5 ±0.2
 Above 5 ~ 15 ±0.3
 Above 15 ~ 30 ±0.4
 Above 30 ~ 50 ±0.5
 Angle ±0.3°

3RD. ANGEL'S



UNITS MM

DRAWN BY:	DATE	MATL	TITLE	CONNECTOR
Jack Lu	06/17/20			
CHECKED BY:	DATE	FINISH	MODLE	USB AF SMT 沉板正向 H3.60mm無捲邊
Jacky Chen	06/17/20			
APPROVED BY:	DATE	SCALE	DWG NO.	SUA-110E28-x-S236
Tony Kao	06/17/20	1 : 1	PART NO.	SUA-110E28-x-S236
		SHEET NO.	1 of 1	

ITEM NO.	DESCRIPTION	DRAWN	DATE